


Antenna
mounts here 3
inch round by
3/8 inch thick

plate


Bracket is 2x2
inch square tube
3/16 inch thick.

This can either be the frame of the
vehicle or the bracket that is bolted
to the frame of the vehicle

Weld antenna to
bracket or frame of
vehicle.



Instead of 7/8 hole and nut, 3/8 plate
can be drilled and tapped for 3/4 by 10
thread.

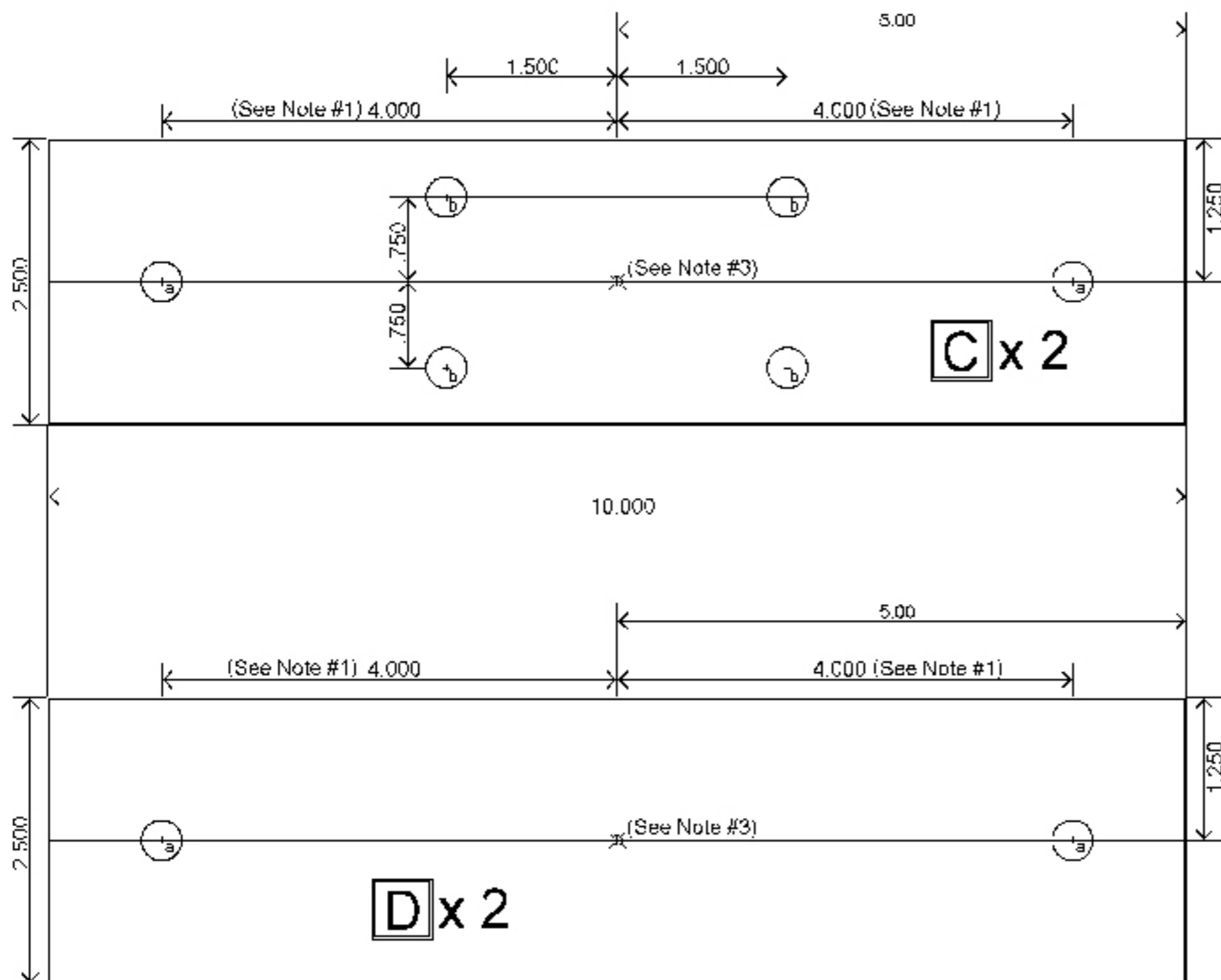


3/8 plate with
7/8 inch hole
in center

Tack weld
stainless
nut.

2x2 square tube 3/16
thick





NOTES

- #1. In a Chevy S-10 the rib spacing is on 4.000" centers. This dimension can be changed to meet your rib spacing.
- #2. All dimensions are in inches.
- #3. If you want to bolt the mount to the bed with 6 bolts instead of 4 drill a 3/8 clearance hole here to catch 3 bed ribs.
- #4. I am always looking for improvements, so check for updates to this drawing as I do more testing.
Note: This project is a work in progress.
- #5. Dimensions of this recessed hole is based on the bolt head and lock washer thickness to prevent the bolt head from making contact to the bed. Adjust to meet your needs.
- #6 The length of these bolts depends on the rib height in the bed. Adjust to meet your needs.

LEGEND

- ⊕_a Drill 3/8 Clearance Hole
- ⊕_b Drill 5/16 and Tap for 3/8-16
- ⊕ Layout Center

BOM

4	2.500 x 10.000 x .500 Aluminium Plate
4	3/8-16 x 2.000 Bolt Stainless Steel (See Note #6)
8	3/8 Flat Washer Stainless Steel
8	3/8 Lock Washer Stainless Steel

Scorpion Antenna SA-680 Mount

W4XTL@yahoo.com

Disclaimer:

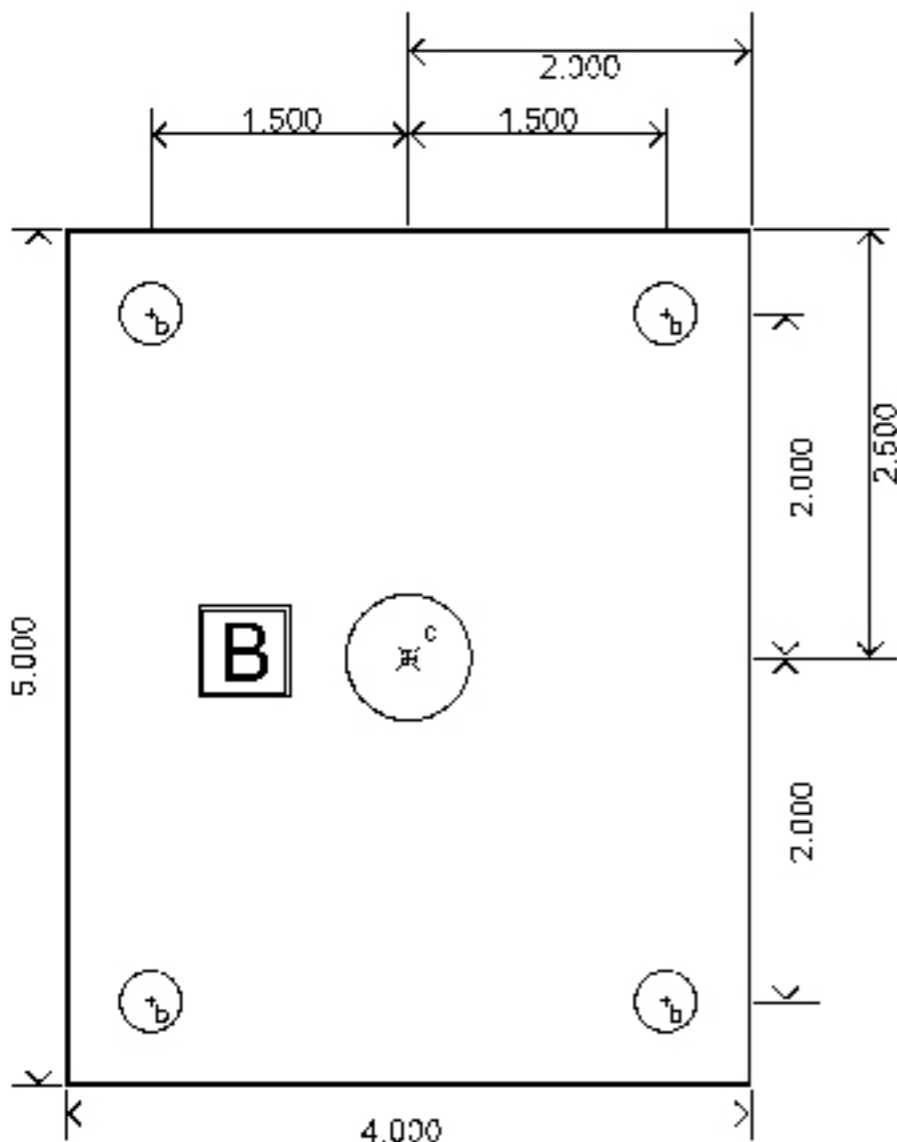
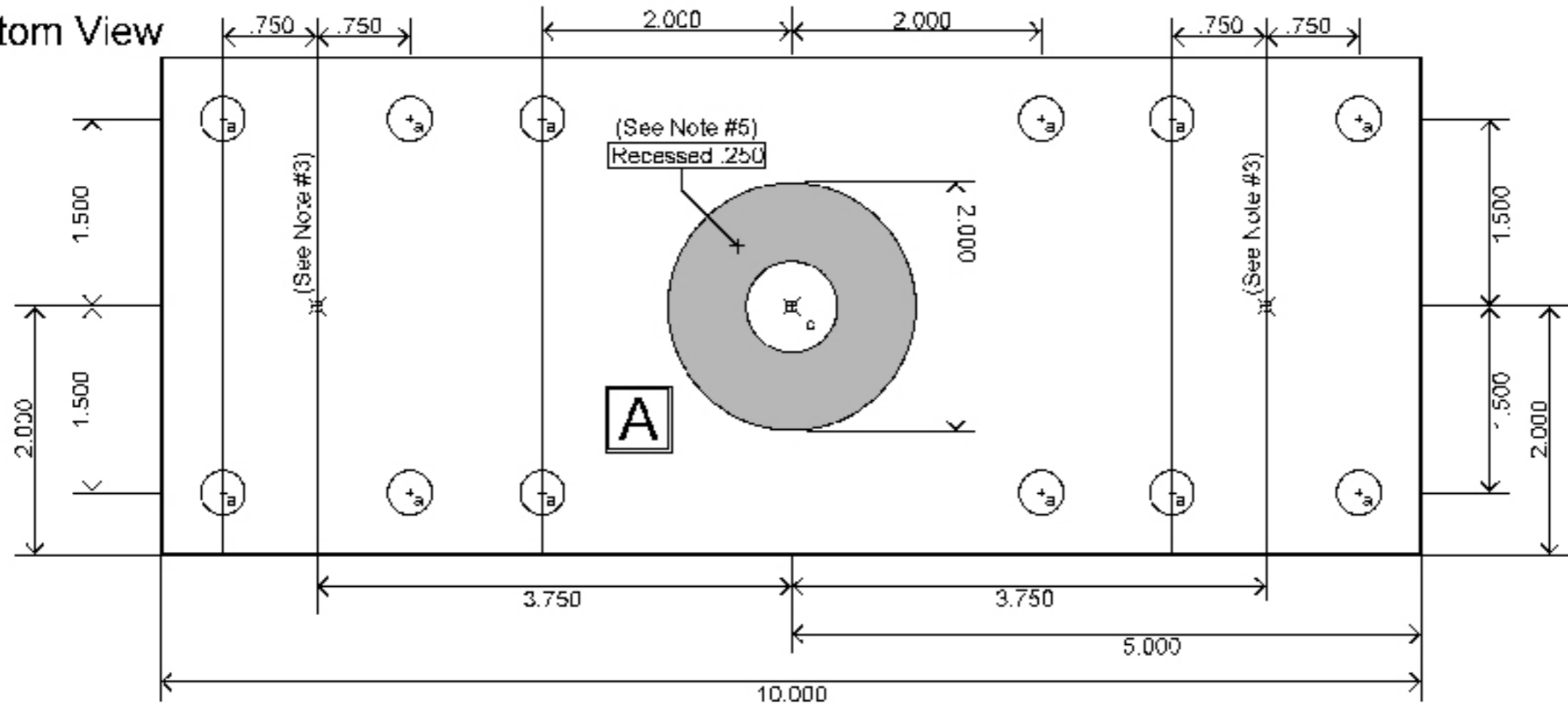
X4XTL does not warrant the accuracy of the information contained here or is responsible for any errors or omissions and assumes no liability or responsibility.

Rev. 1.0 Aug. 1 2009

Use At Your Own Risk!!

Page 2 of 2

Bottom View



BOM

1	4.000 x 10.000 x .500 Aluminium Plate
1	4.000 x 5.000 x .500 Aluminium Plate
12	3/8-16 x 1.250 Bolt Stainless Steel
12	3/8 Flat Washer Stainless Steel
12	3/8 Lock Washer Stainless Steel
1	3/4-10 x 2.750 Bolt Stainless Steel
1	3/4 Lock Washer Stainless Steel

NOTES

See Page 2 of 2

LEGEND

- Drill 3/8 Clearance Hole
- Drill 5/16 and Tap for 3/8-16
- Drill 3/4 Clearance Hole

* Layout Center

Scorpion Antenna SA-680 Mount

W4XTI@yahoo.com

Disclaimer:

X4XTL does not warrant the accuracy of the information contained here or is responsible for any errors or omissions and assumes no liability or responsibility.
Rev. 1.0 Aug. 1 2009

Use At Your Own Risk!!